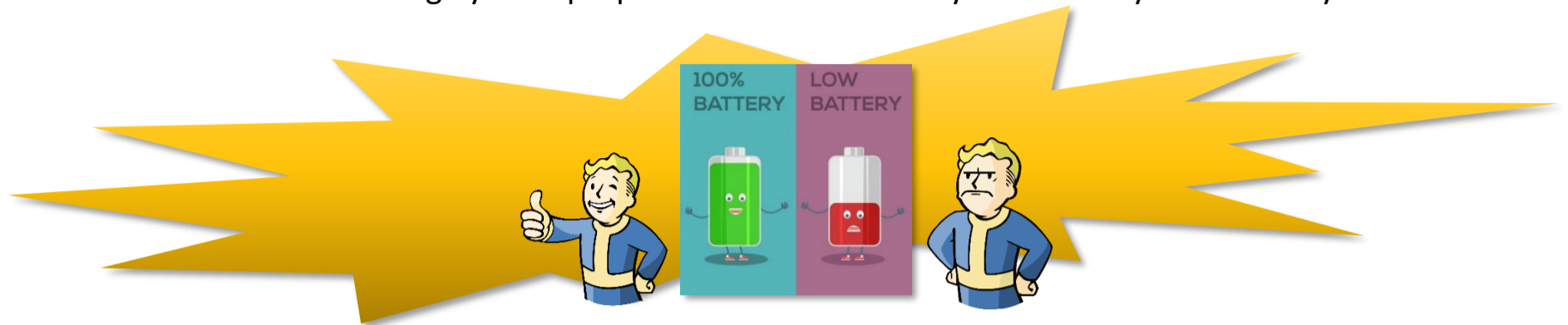


BYO Laptop Daily Routine

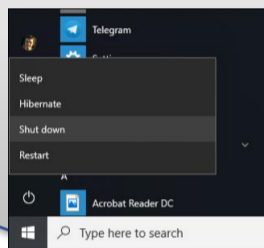
Arrive at school with a fully charged and enrolled laptop

Enrol your laptop in Intune. Think about ways to minimise battery usage. You can't charge your laptop at school. Make sure you are ready for a full day.




Restart your laptop

A restart solves a multitude of problems. Restarting at school ensures a better connection to school systems.




Check your Wi-Fi

For best performance BYO laptops need to be connected to **EQNET**




Run the BYOx App



This must be run to connect drives and printers. This should be saved on your desktop. School printers and G: drive do not **automatically** connect on BYO laptops. Find it here - <http://10.108.156.1:22515>

Run the PaperCut client

Find it here - G:\Common\IT Service Desk\ and save it on your desktop. Run this when you need to print. Must be run after BYOx App.



Take Care of your Laptop

Do not walk around with your laptop open. Keep the laptop in its protective case when not in use. Don't drop or kick your bag with the laptop in it.

