



Mansfield State High School

Technology Integrated Curriculum

One-to-One iPad Program Guide for 2025






Table of Contents

Introduction	3
Background	3
What is the COPE iPad Scheme?	3
When can I take ownership of the device?	3
What about warranty and accidental damage coverage?	4
Why does the school retain ownership?	4
How is the COPE iPad scheme supported by the school?	4
How much does the COPE iPad scheme cost and what does it include?	4
Why the 10.9" Apple iPad Air?	6
How is the Device Configured?	7
Behaviour and Educational Requirements	8
Cyber Safety at Home	9
Frequently Asked Questions	10
Contact Details	12

Introduction

This document has been developed for parents and students of Mansfield State High School's Technology Integrated Curriculum (TIC) Excellence Program. It provides an outline of our one-to-one iPad program, which is exclusive to students in this excellence program. This document includes the reasoning behind the selection of the Apple iPad for the program, the inclusions that are covered by the program, current indicative costs, and information on how the device will be configured and used by our TIC students while they're in the program.

Background

From late 2017, Mansfield State High School embarked on the redevelopment of its technology-enhanced excellence program. After completing a series of successful pedagogy-focused pilot programs, the school implemented a Corporate-Owned, Personally Enabled (COPE) scheme for all students entering the program. The goal of this program is to maximise student engagement by transforming the way the Australian Curriculum can be delivered. The COPE scheme includes a one-to-one iPad program that is specifically designed for the purpose and needs of the students' TIC classes. **TIC students are not required to purchase any other device.**

Careful planning and a significant investment has been made to ensure a successful one-to-one iPad program, including:

- Significant testing of the Apple iPad (Pro and Air models), Apple Pencil, and associated accessories such as keyboards and cases both within and outside of our school's network environment
- Investment in the hardware necessary, including an Apple caching sever, to effectively deliver iPad applications and updates to student and teacher iPads
- Investment in ongoing professional development for our TIC teachers
- Investment and successful implementation of a Mobile Device Management (MDM) solution and other related systems to effectively and remotely manage all iPads for both our teachers and students
- Provisioning of the [Apple School Manager](#) system to manage all user accounts and [Managed](#)
- [Apple IDs](#), classes, TIC-specific [iTunes U](#) courses, and app and iBook procurement.

What is the COPE iPad Scheme?

The Corporate-Owned, Personally Enabled (COPE) iPad scheme provides parents and students with a device that is chosen, provisioned and issued by the school for use within our TIC program. The school purchases and provisions the devices for the sole use by the students. Similar to our mainstream Choose Your Own Device (CYOD) scheme, **parents pay an upfront cost to participate in the scheme.**

By the school retaining ownership for the lifetime of the 3-year agreement (Year 7, 8 and 9), Mansfield State High School is legally allowed to install school software and manage the devices to ensure optimal conditions for teaching and learning. The school is also able to manage any warranty and accidental damage claims for the 2-year duration of the Apple Care+ warranty scheme associated with the devices. This arrangement is formalised with all parties (parents, students and school) agreeing to a Participation Agreement.

N.B. For the duration of the Participation Agreement, all apps (iPad software) are purchased and managed by the school for students of the excellence program. These costs are entirely covered by the COPE scheme and students will not be required to purchase any apps for the duration of the three-year program.

When can I take ownership of the device?

At the end of the Participation Agreement, which is typically three years or the time when the student leaves the school, the school will return the device to factory settings and transfer ownership to the parents/caregivers and may include transfer of any remaining warranty and Apple Care+ coverage.

What about warranty and accidental damage coverage?



All devices will be purchased with Apple's [Apple Care+ for iPad](#), which provides two years of hardware coverage from Apple (beginning from the original date of purchase), including two incidents of accidental damage coverage, each subject to a \$65 service fee for the iPad or \$45 for the Apple Pen. It also includes two years of 24/7 priority access to Apple's expert technical support. Our experience has shown this to be essential for controlling the cost of damage to school devices.

Why does the school retain ownership?

The school retains ownership until the end of the agreement so that we are legally allowed to install and manage school software, including the operating system, as well as manage any warranty or accidental damage claims. School ownership has several major benefits. The school can:

1. Use Apple's [Device Enrolment Program](#) (DEP) to completely prepare the device with all settings and software for each student. This way, everything is prepared for the device before the student unboxes his or her iPad.
2. Use Apple's [Volume Purchasing Program](#) (VPP) to procure all apps and iBooks required across the three-year TIC program
3. Use the school's [Mobile Device Management](#) (MDM) solution to:
 - Remotely maintain and update the Apple operating system (iOS) to ensure ongoing compatibility and settings optimisation for best performance on the school's network
 - Remotely purchase, install and maintain all software (including school-based settings like printers, file paths and email) required for school-related work (other than specialist software that is provided in dedicated computer laboratories)
 - Enable Lost Mode and manage the Apple Activation Lock to ensure the device cannot be recovered by another user.

How is the COPE iPad scheme supported by the school?

The school provides the following support for iPads used in the TIC Program:

1. Full on-site technical support via the school's ICT Service Desk. This includes all school-related software provisioning, network connectivity, printing connections, and troubleshooting of software and hardware problems.
2. Access to Hot-Swap iPads when device repair is expected to exceed 24 hours.
3. Maintenance of student devices and school infrastructure to those devices.
4. Full, secure and reliable student access to the school network and internet service (we work closely with the Department to continually improve internet filtering for Apple iPads).
5. All warranty and accidental damage claims are handled by the school. Note that, as with all insurance, conditions apply (see [Apple Care+ for iPad](#) for further information).

How much does the COPE iPad scheme cost and what does it include?

The cost of participating in the COPE iPad scheme is determined by the cost of the device and its accessories. The fee includes all apps (iPad software) and as well as the device licensing for the Mobile Device Management system (MDM) which allows for the installation and management of all required settings and software.

COPE iPad Scheme 2025

The COPE iPad Scheme 2025 fee is **\$1,605 including GST** for the three-year program. (Please note: that the package is subject to change without notice.)



Apple iPad Air (5th Gen)

Space Grey
10.9 inch liquid retina display
256GB Storage
Apple M1 chip, superfast Wi-Fi 6
[Click here for more information](#)



Apple Smart Keyboard Folio

Ultra-slim Apple keyboard for Apple iPad Air



Apple Pencil 2

The Apple Pencil expands the power of iPad. It maintains sub-pixel precision and is sensitive to pressure and tilt just like conventional writing.
[Click here for more information](#)



11.6" Contego 4.0 Armoured Slipcase

Full Reinforced front and back panels for maximum device protection. Vertical Orientation to easily fit into school backpacks



Apple Care+ for iPad

Two-year hardware coverage for iPad, including the battery (dated from original purchase). Two incidents of accidental damage coverage. 24/7 priority access to expert Apple service and support.



All Apps & MDM Licensing

All apps (iPad software) and [ZuluDesk](#) Mobile Device Management (MDM) device licensing are also included for the three-year program

Why the 10.9" Apple iPad Air?

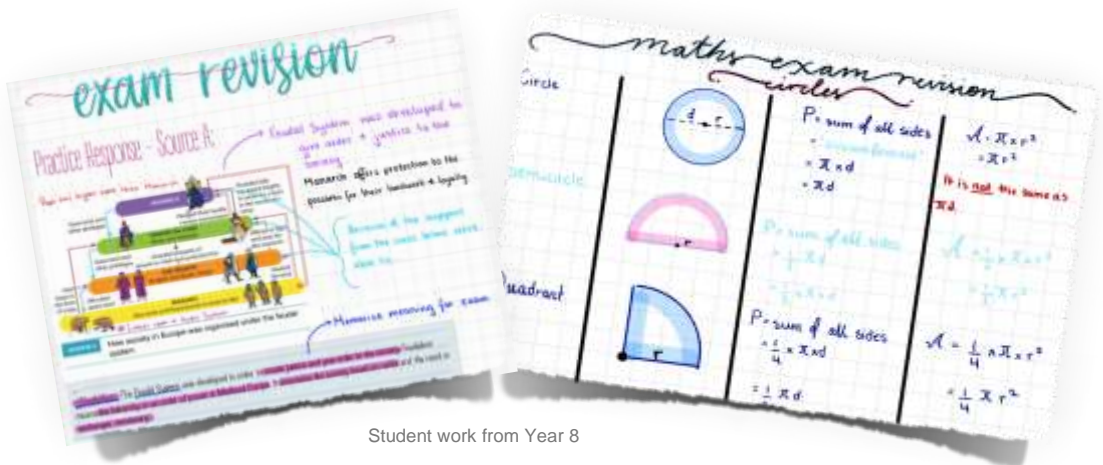
A key goal of the TIC program is to provide students with an innovative learning environment that allows them to complete the Australian Curriculum through courses that are specifically designed to embed the use of technology to enhance and extend their learning. The iPad Air meets these needs, while providing parents with a cost-effective device priced similarly to the laptops used in mainstream classes.

The following key features will ensure the device remains suitable across the three-year program:

- The larger 10.9" screen size allows:
 - Students to write freely and naturally using the Apple Pencil
 - Effective side-by-side app multi-tasking
 - A near full width keyboard for sustained typing
 - Portability and readability
- The device's speed, reliability and stability all work to remove the technical issues that typically impede learning
- Its unique ability to provide students with a varied functionality that cannot be offered in other devices.

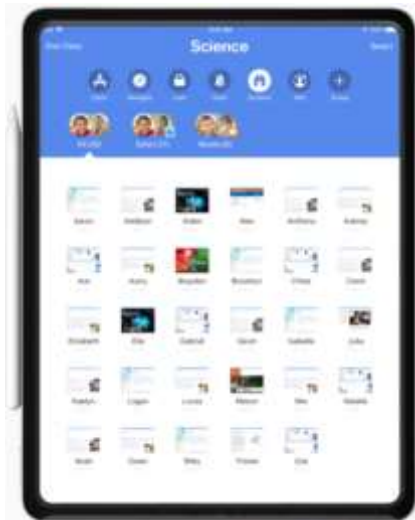
The iPad's unique functionality allows students to consume and produce information in a mobile form through:

- The integrated hardware that allows students to:
 - Share their work with the teacher and the class and also view other students' work through AirPlay and AirDrop
 - Capture data through the device's compass, accelerometer, three axis gyroscope, [augmented reality engine](#), camera, barometer, light sensor, microphone and other attachable sensors.
- A wide range of purposefully selected educational apps and tools that are purchased and readily deployed for the purpose of enhancing students' learning
- The rich combination of resources that are available to the Apple platform 24/7
- The students' use of the [Apple Pencil](#), which enriches their learning and organisation of school work by harnessing the benefits of writing whilst coupling those benefits with the powerful features of the Apple iPad. Together, the Apple Pencil and the Apple iPad allow students to bridge existing and new practices using the features provided within and across digital applications (see student examples below).



Student work from Year 8

For teachers, the iPad provides a very powerful tool for digital pedagogy, allowing them to use Apple's unique educational applications and features.



- *Apple Classroom*, which allows our TIC teachers to more effectively facilitate and manage the learning of their students without sacrificing valuable learning time. For example, teachers can immediately open applications and websites on students' devices, lock and unlock those devices, and display and share their students' work to the class or to other students, all from their own iPad.
- The deep-integration of learning software that allows teachers to easily provide feedback on student work and also direct and observe student progress within and across educational applications (see *Apple Classwork*).

- Remote assignment of educational apps to students' devices from the teacher's own iPad, even during a lesson.
- The ability to monitor students' progress and provide timely feedback as they move through the tasks. This is made much easier given the portability of the iPad.
- The ability to quickly reset students' passwords from the teacher's own iPad.



How is the Device Configured?

Device Settings and Installation of Apps

You will not need to purchase or configure any apps for the one-to-one iPad program. All apps are purchased and configured through the school's Mobile Device Management (MDM) system as a part of the COPE iPad scheme.

Printing from the iPad

All iPads are remotely provisioned with the required settings to allow students to print their school work to the student printers at school. No additional settings need to be managed by the student.

Accessing School Servers or Drives

Just like the printers, all iPads are remotely provisioned with the required settings to allow students access to the school's network drives. Any changes or updates to settings are managed remotely.

Education Configuration

As per the COPE iPad scheme, these iPads will be purchased by the school and configured and 'supervised' by our school's Mobile Device Management (MDM) solution. They will be **configured specifically for educational purposes**. As such, certain non-educational features are **disabled**, including:

- App Store purchasing
- iTunes Store purchasing
- HomeKit connected devices
- Apple Pay
- Find My Phone
- Find My Mac
- Find My Friends
- iCloud Mail
- iCloud Keychain
- iMessage
- iCloud Family Sharing

Managed Apple IDs

Unlike personal Apple IDs, our TIC students will be provided with [Managed Apple IDs](#) (MAIDs), which are designed specifically for a school environment. These are special school-created and school-owned accounts that provide students access to specific Apple services that are typically used in an education setting, as well as a few features built specifically for schools. These include:

- iCloud services, including 200GB of iCloud storage, iCloud Drive, Photos, Safari, Notes, News, Calendars, Reminders and Backup.
- Seamless student enrolments and class management across Apple educational platforms like [Classroom](#) and [Classwork](#)
- iWork collaboration. Teachers and student can collaborate with iWork and Notes.
- Institutional password reset. Teachers can reset student's Managed Apple ID passwords without needing the IT department.

Because Managed Apple IDs are for education purposes only, certain features are disabled to protect the personal information of students and teachers (see list above). Importantly, Managed Apple IDs are designed to meet the [privacy and security needs of schools](#), including limitations on purchasing and communications, and role-based administration. The provision of Managed Apple IDs also allows our students' iPads to routinely backup to the iCloud accounts that are associated with the Managed Apple IDs (at present, this will occur outside of the school network).

Behaviour and Educational Requirements

Students are to comply with the following requirements. Students not meeting these requirements (within reason) will be managed according to the program's [Responsible Use Agreement](#) (see also the [COPE Participation Agreement](#)) and the school's [Responsible Behaviour Management Plan](#).

During Class Time

- An iPad is a valuable learning and teaching tool. To make the most of learning time, the following routines for the use of your device have been developed.
- Students will bring the device to school fully-charged every day.
- Email or other forms of communication, including through Bluetooth (e.g. Airdrop), may only be used during class time when directly instructed by a teacher.
- The device may only be used to access files on computer or internet sites which are relevant to the curriculum.
- Games are not permitted unless they are part of the teacher's instructions.
- Students are not permitted to take a photo of any assessment task sheet or exam without approval.
- Ensure at least 5GB of storage capacity is available at all times for use in learning activities.
- Earphones are only to be used under the instruction of a teacher.

Outside of Classes

- During breaks, devices may only be used within the designated classrooms under the supervision of a teacher (see student planner).
- When moving between classes or around the school, devices are to be safely stored in the student's school bag.

Before and After School

- ▶ Whilst on school premises, the device may **only be used within the designated classrooms** under the supervision of a teacher (see student planner).
- ▶ Students who participate in before school and after school activities are to store their schoolbags as directed by the supervising teacher.

General

- ▶ At all times, it is the student's responsibility to **ensure they are in a safe environment when using their device** (e.g. away from liquid, food or physical activity).
- ▶ Students are **not to store inappropriate personal data on iPads** e.g. inappropriate pictures or personal correspondence.
- ▶ Any **damage to or loss of the device must be immediately reported to the school.**
- ▶ When at school, the student's use of the device, in or out of class, is determined by a teacher. That is, at all times the student is obliged to follow a teacher's instructions regarding the student's use of the device.
 - Students are **not to remove the device from the provided case** (unless cleaning the iPad)
 - Students are responsible for ensuring the secure back-up of all necessary data. A home WiFi and internet connection is needed for data to be backed up to iCloud. At school, OneDrive or OneNote should be used to back up data.
 - When at school, students are to use only the school's WiFi network (e.g. no personal hotspots).
 - Students who believe they have received any material that threatens their well-being must inform a teacher or parent as soon as possible.

Security and Cybersafety

- Devices must remain with the student at all times or as instructed by teacher. The iPad and its accessories are valuable items. Students are responsible for taking care of and maintaining the security of their device (i.e. not leaving it unattended or out of sight).
- Students are not to share their device or its accessories with other students.
- Personal logins must not be shared with another student. Students will be held responsible for any actions caused by other persons using their account with the student's knowledge.
- Students must not use another person's school account, including not trespassing in another person's home drive, email or accessing unauthorised school network drives or systems.
- Students have been supplied with an EQ email address. This must be the only email used between students, teachers and other students when communicating or transferring documents.
- Students are not to photograph, video or record staff or other students unless directed to do so by a teacher.
- Students must never send or publish offensive, abusive or discriminatory material, threats or bullying material. The publishing of unapproved, inappropriate or abusive material about staff, students or the school in any public or school domain including the internet is a breach of the school's behaviour plan for students.
- Respectful communication conventions must be used at all times, either on the iPad or when using other communication methods. Students will comply with respectful communication conventions, Cybersafety guidelines and Digital Citizenship guidelines as per the student handbook.
- Students are not permitted to bypass any hardware and software security mechanisms.
- All activities **while on the school network**, including student-created data and internet history, may be stored accessed and monitored by authorised EQ staff to determine students' compliance with this agreement.

Cyber Safety at Home

The following advice looks at ways parents can support their child to use the internet effectively on their iPad, so they can enjoy and learn from the internet safely and securely.

Set Boundaries

Students should not be excessively using the iPad at home. We recommend that you specify:

- Where in the house the iPad can be used
- When it is to be used and when it is not to be used
- Where it is to be stored when not in use.

Monitor

- Talk about internet activities openly and freely.

- Have your child use the iPad in a shared family area where you can monitor how long your child is online as well as the websites your child is visiting.
- Just like mobile phones and other digital devices that have access to the internet, these devices also need to be monitored.

Share the Experience

- Ask your child to demonstrate the way they use their iPad for school.
- If you are not familiar with iPads yourself, ask your child to teach you how to use the iPad.
- Focus on the positive aspects of the internet when you're sharing the experience with your child. Spend time looking together at sites that are fun, interesting or educational.
- Encourage your child to question things on the internet, e.g. Who is in charge of this site? Have I found information, or is it just opinion? Is this site trying to influence me or sell me something?
- Have a play with the iPad and apps by yourself to better understand how they work

Protect

- It's very important to educate your child on why it's not safe to give out any personal details online
- Explain to your child that not all information on the internet is good, true or helpful, and that some areas are not intended for children to see
- Help your child identify unsuitable material by naming some things to look out for, such as sites that contain scary or rude pictures, swearing or angry words
- Empower your child to use the internet safely by showing your child safe sites and explaining why they are safe
- There are many home network filter programs on the market such as OpenDNS or K9 Web Protection. A simple search for 'Home Web Filtering' will give you the current lists; many programs are free. The advantage for parents is that this can be applied to ALL devices in the home

Parental Controls

- Parental controls are available on iPads, however, restrictions have already been enabled by the school.

Cyber Safety and Online Support Sites

- *Cyber Safety and Cyberbullying* - A guide for parents and caregivers (<http://education.qld.gov.au/learningplace/help/online-safety-support.html>). This departmental guide provides important information for parents about cyber safety and cyberbullying. It suggests what parents and caregivers could do if their child is the target of, or is responsible for, inappropriate online behaviour.
- *Department of Communications* <http://www.cybersafetyhelp.gov.au/easyguide>. Easy Guide to Socialising Online. This is a good resource for parents to understand the different social networking sites/apps.
- *ACMA - Cybersmart* <http://www.cybersmart.gov.au/Parents.aspx>
- *A Platform for Good* <http://www.aplatformforgood.org/parents> is a really good website for positive online behaviours for children.

Frequently Asked Questions

Will there be a help desk for students to access technical support for their iPad?

Yes. All TIC students can access a help desk before school, during lunch, or after school. Students will also be able to access a help desk to log any faults or to bring their iPad in to seek any advice.

If my child's iPad is damaged, what should we do?

Report the damage immediately to IT Services. The device has accidental damage cover for the first two years of its life and the school will process the claim for the student. A loan iPad will be issued during this process and it will be provisioned with all of the student's apps and data.

What will happen if my child damages, loses or breaks any of the accessories.

These accessories are not covered by the Apple Care protection plan and unless they are deemed faulty, the accessory will need to be replaced by the student as soon as possible. Please contact the school if you have any concerns at any time.

AppleCare+ provides 2 years of accidental damage protection. What happens in the third year if the device is accidentally broken?

Because schools do not have any coverage against accidental damage, we provide the Apple Care+ which gives two years of coverage (this is Apple's maximum coverage).

In the third year, we recommend that parents cover the device against accidental damage (which we cannot do either through the Department or through Apple), by making a provision in their own insurance policies to protect against accidental damage for personal items. This will protect families against the cost of repairing or replacing the device if it is accidentally broken in the third year. This recommendation is also provided in the *Participation Agreement*. Alternatively, parents can extend the Apple Care+ coverage (see [information](#)).

What expectations are there on students for the daily use of the device?

Students are to ensure they attend school each day with a fully charged device (unless instructed otherwise e.g. during school excursions). To make sure their devices are ready for learning, students need to ensure they sync their schoolwork at the start of each day.

What will students need to transport between home and school?

- The Apple iPad (to remain in the provided keyboard-case at all times)
- The keyboard-case
- The Apple Pencil.

What equipment will stay at home?

- The Apple Lightning to USB cable and power adapter.

What will happen with textbooks?

The iPad provides students with a centralised, portable and very accessible platform for many of their school resources. With this in mind, our aim is to transition students' resource books to the device wherever possible. This will also help to reduce the carrying weight of students' bags.

Will I need exercise books to record class notes?

Thanks to the use of the note-taking app GoodNotes, students do not need exercise books. We do advise that it is a good idea to always carry one exercise book in case the iPad runs out of power. Make sure to read the TIC Booklist carefully and to contact the Program Coordinator for advice if unsure about the resource requirements.

Will we have to buy additional apps during the course of the three-year program?

No, all paid apps are included within the COPE iPad scheme.

Will my child be able to instal any app that he/she wants?

No. The device is especially provisioned for the most effective use in an education setting. However, we will provide students access to a self-service app store (via the MDM) where they can download an increasing selection of apps that might be of use to them.

Can the iPad connect to external devices like monitors and keyboards?

Yes, the iPad can be connected to an external monitor (either using a Lightning to HDMI adapter or even using AirPlay). The iPad can also be connected to a full-size keyboard. This is done over a standard bluetooth connection (the keyboard connects in this way too).

What will happen when my child is finished in the TIC program at the end of Year 9?

After the student has successfully backed up the device, the device will be restored to factory settings (this is done remotely). The student can provision the device as they wish and continue using the device under the school's existing BYOD arrangement (which includes the configuration of school drives and printers) or, will have the option to join the school's CYOD scheme for their remaining three years of high school. students in the mainstream program, could also choose to participate in the school's CYOD scheme.

Please note: Feedback in a 2020 survey of all departments at Mansfield on the use of iPads in senior years (10 to 12) highlighted that due to the use of technical software in many subjects, laptops (not iPads) should be used. iPads can be used for other tasks (e.g. note-taking) as a complementary device to a laptop.

Contact Details

If you have questions about this information within this guide or require additional details, please contact:

Dr Tadhg O'Loingsigh

Head of Program – Technology Integrated Curriculum
Mansfield State High School

PO Box 229, Mt Gravatt Q 4122

www.mansfieldshs.eq.edu.au

Phone: 3452 5333

Email: TEP@mansfieldshs.eq.edu.au.